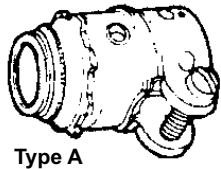
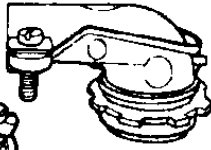


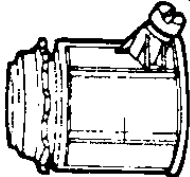
FITTINGS FOR BX-FLEXIBLE METAL CONDUIT DIE CAST ZINC ALUMINUM



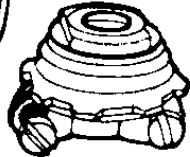
Type A



Type B



Type C



Type D



Type E



Type F

FOR FLEX. AC. MC CABLE, FOR STEEL AND ALUMINUM FLEX

Part	Description	Type	Pkg.
MA-E42-1	1/2" Straight Squeeze Connectors	A	25
MA-E42-2	3/4" Straight Squeeze Connectors	A	25
MA-E42-3	1" Straight Squeeze Connectors	A	10
MA-E42-4	1-1/4" Straight Squeeze Connectors	A	10
MA-E42-5	1-1/2" Straight Squeeze Connectors	A	5
MA-E110	3/8" 90 deg. Screw Clamp Connector	B	50
MA-E110-1	1/2" 90 deg. Screw Clamp Connector	B	25
MA-E110-2	3/4" 90 deg. Screw Clamp Connector	B	15
MA-E110-3	1" 90 deg. Screw Clamp Connector	B	10
MA-E110-4	1-1/4" 90 deg. Screw Clamp Connector	B	5
MA-E110-5	1-1/2" 90 deg. Screw Clamp Connector	B	1

FOR NM CABLE

MA-E104A	3/4" Cable Connector	E	50
MA-E105	1" Cable Connector	E	25
MA-E106	1-1/4" Cable Connector	E	10
MA-E107	1-1/2" Cable Connector	E	10

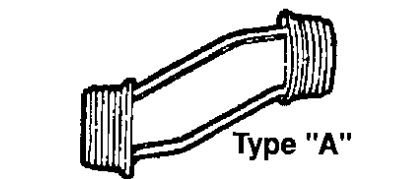
FOR FLEX. MC. AC CABLE

MA-E58	3/8" Set Screw Connector	F	100
MA-E48	1/2" Set Screw Connector	C	25

FOR NM, MC, AC, FLEX CABLE, FOR STEEL & ALUMINUM JACKETED CABLES

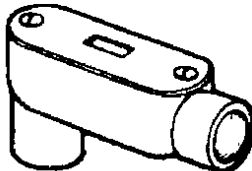
MA-E57	3/8" Combination Connector	D	100
MA-E51	3/8" Romex Connector for NM cable	E	100
MA-4E421	1/2" Straight Squeeze Connectors	A	4
MA-4E422	3/4" Straight Squeeze Connectors	A	4
MA-4E110	3/8" 90 deg. Screw Clamp Connector	B	4
MA-4E1101	1/2" 90 deg. Screw Clamp Connector	B	4
MA-4E1102	3/4" 90 deg. Screw Clamp Connector	B	4
MA-4E51	3/8" Romex Connector	E	4
MA-4E104A	3/4" Cable Connector	E	4
MA-4E58	3/8" Set Screw Connector	F	4
MA-4E48	1/2" Set Screw Connector	C	4
MA-4E57	3/8" Combination Connector	D	4

FITTINGS FOR RIGID CONDUIT




Type "A"

Combination threaded and set screw



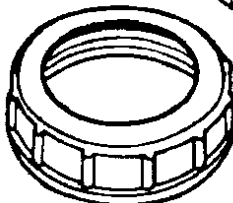
Type "B"



Type "C"



Type "D"



Type "E"



Type "F"



Part	Description	Type	Pkg.
MA-E376	1/2" Offset nipples f/rigid conduit	A	20
MA-E377	3/4" Offset nipples f/rigid conduit	A	10
MA-E378	1" Offset nipples f/rigid conduit	A	10
MA-E379	1-1/4" Offset nipples f/rigid conduit	A	10
MA-E380	1-1/2" Offset nipples f/rigid conduit	A	10
MA-E96-1CG	1/2" Threaded oval conduit body (Type LB) with cover and gasket	B	10
MA-E96-2CG	3/4" Threaded oval conduit body (Type LB) with cover and gasket	B	10
MA-E96-3CG	1" Threaded oval conduit body (Type LB) with cover and gasket	B	5
MA-E96-4CG	1-1/4" Threaded oval conduit body (Type LB) with cover and gasket	B	2
MA-E96-5CG	1-1/2" Threaded oval conduit body (Type LB) with cover and gasket	B	2
MA-E900	1/2" SLB service entrance ells	C	10
MA-E901	3/4" SLB service entrance ells	C	10
MA-E902	1" SLB service entrance ells	C	5
MA-E903	1-1/4" SLB service entrance ells	C	5
MA-E904	1-1/2" SLB service entrance ells	C	2
MA-E59	1/2" Conduit locknuts fully reversible	D	200
MA-E80	3/4" Conduit locknuts fully reversible	D	100
MA-E81	1" Conduit locknuts fully reversible	D	100
MA-E82	1-1/4" Conduit locknuts fully reversible	D	50
MA-E83	1-1/2" Conduit locknuts fully reversible	D	50
MA-E52PL	1/2" Plastic insulating bushings	E	100
MA-E60PL	3/4" Plastic insulating bushings	E	100
MA-E61PL	1" Plastic insulating bushings	E	50
MA-E65PL	1-1/4" Plastic insulating bushings	E	25
MA-E69PL	1-1/2" Plastic insulating bushings	E	25
MA-E298-21	3/4" x 1/2" Reducing washer	F	250
MA-E298-31	1" x 1/2" Reducing washer	F	100
MA-E298-32	1" x 3/4" Reducing washer	F	100
MA-E298-41	1-1/4" x 1/2" Reducing washer	F	200
MA-E298-42	1-1/4" x 3/4" Reducing washer	F	200
MA-E298-43	1-1/4" x 1" Reducing washer	F	200
MA-E298-51	1-1/2" x 1/2" Reducing washer	F	100
MA-E298-52	1-1/2" x 3/4" Reducing washer	F	100
MA-E298-53	1-1/2" x 1" Reducing washer	F	100
MA-E298-54	1-1/2" x 1-1/4" Reducing washer	F	100
MA-25E59	1/2" Conduit locknuts	D	25
MA-25E80	3/4" Conduit locknuts	D	25
MA-25E29821	3/4" x 1/2" Reducing washer	F	25
MA-25E29831	1" x 1/2" Reducing washer	F	25
MA-25E29832	1" x 3/4" Reducing washer	F	25