



Bulb Wells

Description

Bulb Wells are used in conjunction with Remote Bulb Temperature Controls where bulb insertion into a vessel or container to sense temperature is required. WZ Series Wells are used with TE-6000 and TE-6300 sensors.

A variety of shapes, sizes, and materials are available for a wide range of applications. Refer to the appropriate temperature control for the exact bulb well required.

Accessories

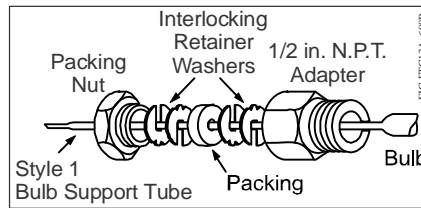
The Code No. FTG13A-600R packing nut assembly is used in applications where the temperature does not fall below -35°F (-37°C). The maximum liquid pressure limit is 150 PSIG (1034 kPa). Use with Style 1, 3/8 in. diameter bulb for direct immersion application. A19s require models with support tube; A70s and A72s do not need support tubes.

Selection Charts

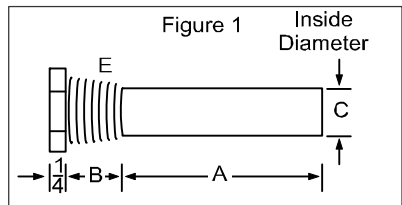
WEL Series Bulb Wells

Code Number	See Figure	Dimension In.			Pipe Thread In.		Material		Maximum Temp °F	Maximum Pressure PSIG	Type of Solder Joint	Plating
		A	B	C	Inside D	Outside E	Connector	Tube				
WEL11A-601R ¹	2	2-3/8	2-5/16	.299	-	1/2	Brass	Copper	250	300	Soft	-
WZ-1000-2 ²	1	5-1/4	1-1/4	.500	1/2	1/2	Stainless steel	Stainless steel	300	400	-	-
WZ-1000-4	1	5-1/4	1-1/4	.500	1/2	1/2	Stainless steel	Stainless steel	600	400	-	-
WZ-1000-5 ²	2	2-3/8	2-5/16	.299	-	1/2	Malleable	Brass	250	300	-	-
WEL14A-600R ^{3 4}	3	4-3/4	1-13/16	.444	-	1/2	Monel	Monel	700	1000	TIG weld	-
WEL14A-601R ^{3 4}	3	7-9/16	1-13/16	.430	-	1/2	Brass	Copper	250	300	Silver	Brite-Dip
WEL14A-602R ^{3 4}	3	4-15/16	1-13/16	.430	-	1/2	Brass	Copper	250	300	Silver	Brite-Dip
WEL14A-603R ^{3 4}	3	5 13/16	1 13/16	.430	-	1/2	Brass	Copper	250	300	Silver	Brite-Dip
WEL16A-600R ¹	2	2-3/8	1-5/16	.299	-	1/2	Brass	Copper	250	300	Soft	-
WEL16A-601R ⁴	2	2-13/16	1-13/16	.375	-	1/2	Brass	Copper	250	300	Soft	-
WEL17A-600R ⁵	1	10-7/16	3/4	.763	1/2	3/4	Malleable	Copper	250	250	Silver	Tin
WEL17A-601R ⁵	1	8-11/16	3/4	.763	1/2	3/4	Malleable	Copper	250	250	Silver	Tin
WEL17A-602R ⁵	1	10-7/16	3/4	.753	1/2	3/4	Malleable	Steel	250	540	Silver	Tin
WEL17A-604R ⁵	1	14-13/32	3/4	.763	1/2	3/4	Malleable	Copper	250	250	Silver	Tin
WEL18A-600R ⁵	1	3-1/2	3/4	.773	1/2	3/4	Malleable	Steel	250	150	Silver	Tin
WEL18A-602R ⁵	1	3-1/2	3/4	.773	1/2	3/4	Malleable	Brass	250	150	Silver	Tin

1. With phenolic bushing 0.093 in. slot
2. Includes thermal compound
3. For 3/8 in. style 1 bulbs.
4. With phenolic bushing; 0.125 in. slot.
5. For 11/16 in. diameter style 4 bulbs. Style 1 can be used, but is not fastened into well



FTG13A-600R



WEL Series Bulb Well

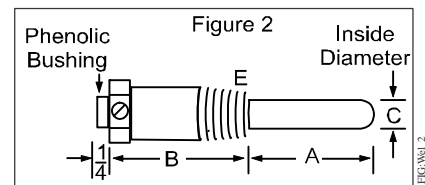


FIG.WEL.2

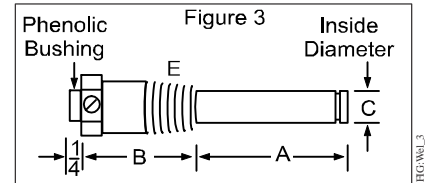


FIG.WEL.3

WEL Series Bulb Wells

T-800 Wells

Code Number	Description
T-800-1605	Brass well, 6-1/2 inch
T-800-1606	Stainless steel well, 5-1/4 inch
T-800-1618	Brass well, 9-1/2 inch
T-800-1620	Brass well, 9-1/2 inch