



**Wellworth®**  
Toilet tank, 1.28 gpf  
**K-4841**

### Features

- Three preinstalled tank bolts save installation time
- 1.28 gpf high-efficiency toilets provide significant water savings of up to 16,500 gallons per year versus an old 3.5-gallon toilet without sacrificing performance
- Qualifies as an HET(High-Efficiency Toilet). Consumer rebates are available in some municipalities
- Left-hand Polished Chrome trip lever
- KOHLER's canister flush valve harnesses the natural force of gravity and optimizes flushing performance
- Class Five® canister optimizes the flow out of the tank, harnessing gravity and the natural, powerful reducing cascade of water to increase the power and effectiveness of the flush



### Recommended Products/Accessories

- K-23726 Drain treatment
- K-44199 Elongated toilet bowl



### Codes/Standards




ASME A112.19.2/CSA B45.1  
EPA WaterSense®

### KOHLER® Toilets and Seats Limited Warranty

See website for detailed warranty information.

### Available Colors/Finishes

*Color tiles intended for reference only.*

Color	Code	Description
	0	White
	96	Biscuit
	7	Black Black™



**Wellworth®**  
Toilet tank, 1.28 gpf  
**K-4841**

No image available.  
This product is a component and not intended to be a standalone installation.

#### **Technical Information**

All product dimensions are nominal.

Toilet type: Bowl-mount

Flush type: Class Five

#### **Notes**

Install this product according to the installation instructions.