



Betello®

Toilet tank, 1.28 gpf
K-20203

Features

- 1.28 gpf (4.8 lpf)
- Combines with the K-20148 bowl to create a complete K-20197 Betello™ toilet
- Alternative options available: Betello toilet tank with ContinuousClean - K-20204
- AquaPiston® canister optimizes the flow out of the tank, harnessing gravity and the natural, powerful reducing cascade of water to increase the power and effectiveness of the flush
- Easy-to-flush canister design requires less force to actuate than a 3" (76 mm) flapper, and has 90% less exposed seal material which resists conditions that cause wear, tear, shrinkage and swelling
- Left-hand trip lever

Installation

- Supply line sold separately

Recommended Products/Accessories

K-20148 Elongated toilet bowl with skirted trapway
K-23726 Drain treatment



Codes/Standards






ASME A112.19.2/CSA B45.1
EPA WaterSense®

KOHLER® Toilets and Seats Limited Warranty

See website for detailed warranty information.

Available Colors/Finishes

Color tiles intended for reference only.

Color	Code	Description
	0	White
	96	Biscuit
	NY	Dune
	95	Ice™ Grey
	7	Black Black™

1-800-4KOHLER (1-800-456-4537)

Kohler Co. reserves the right to make revisions without notice to product specifications.

For the most current Specification Sheet, go to www.kohler.com USA or www.kohler.ca Canada

5-28-2025 20:41 - US/CA

THE BOLD LOOK
OF **KOHLER®**



Betello®
Toilet tank, 1.28 gpf
K-20203

No image available.
This product is a component and not intended to be a standalone installation.

Technical Information

All product dimensions are nominal.

Toilet type: Bowl-mount

Waste Outlet: Floor

Flush type: AquaPiston

Fixture Supply Requirements

Min static pressure: 15 psi (103.4 kPa)

Max static pressure: 80 psi (551.6 kPa)

Notes

Install this product according to the installation instructions.