



PureWarmth®

Heated Quiet-Close™ elongated toilet seat

K-10349

Features

- Heated toilet seat with three adjustable warmth settings: low, medium and high
- Dual LED lighting offers guiding light when lid is down and task light when lid is lifted
- Nightlight is manually adjustable to two color choices and two brightness levels
- Compatible with the KOHLER® PureWarmth® app to adjust seat warmth and lighting brightness to your daily schedule
- Hidden cord provides a clean look
- Quiet-Close™ elongated lid and seat prevents slamming
- Quick-Release™ functionality allows seat to be removed easily from toilet for convenient cleaning
- Grip-Tight bumpers hold seat firmly in place
- Color-matched plastic hinges
- Fits most elongated toilets

Material

- Plastic construction



Codes/Standards

UL 1431
CSA C22.2 No. 64
CSA C22.2 No. 68
cUL Listed
UL Listed



KOHLER® One-Year Limited Warranty

See website for detailed warranty information.

The BLUETOOTH® word mark and logos are registered trademarks owned by Bluetooth SIG, Inc. and any use of such marks by Kohler Co. is under license. Other trademarks and trade names are those of their respective owners.

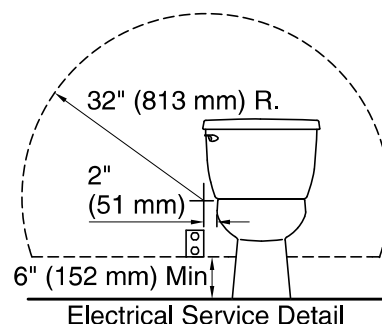
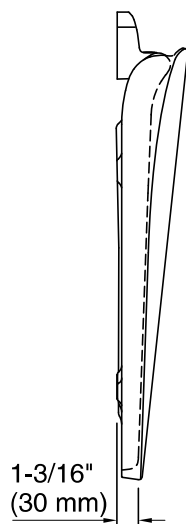
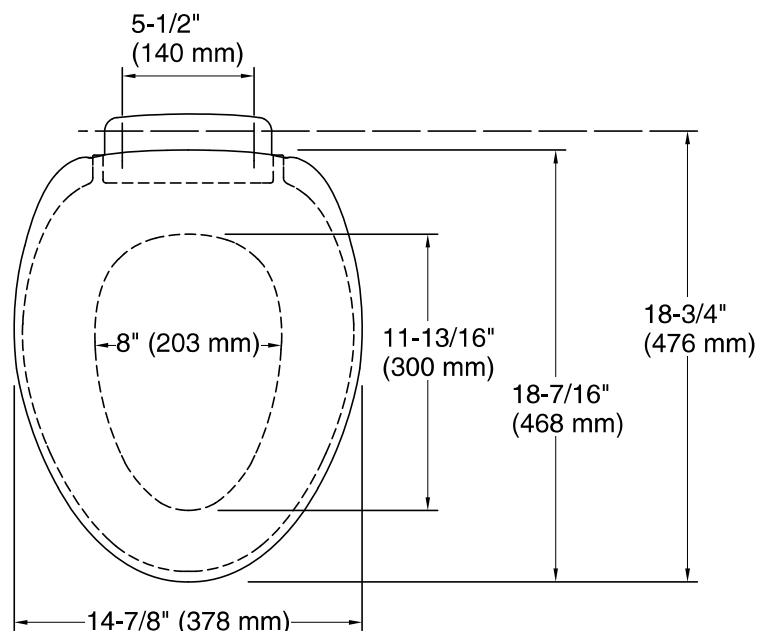
Available Colors/Finishes

Color tiles intended for reference only.

| Color | Code | Description |
|-------------------------------------------------------------------------------------|------|-------------|
|  | 0 | White |
|  | 96 | Biscuit |



PureWarmth®
Heated Quiet-Close™ elongated toilet seat
K-10349



Required Electrical Service

One dedicated circuit required, protected with Class A Ground-Fault Circuit-Interrupter (GFCI). Outside North America, this device may be known as a Residual Current Device (RCD).

120/240 V, 0.6 A, 50/60 Hz

Technical Information

All product dimensions are nominal.

Seat shape type: Elongated
Seat front type: Closed-front
Seat-mounting holes: 5-1/2" (140 mm)
Bluetooth® range: 33 ft (10.1 m)
Bluetooth® version: 4.2
Power cord length: 60" (1524 mm)

Pressure/fixture Supply Requirements

Notes

Install this product according to the installation instructions.

Do not install this seat in a location where: (1) water might be splashed on the product or (2) excessive moisture, high humidity levels, or condensation is present. This will avoid damage to the electronic components.

Do not use an extension cord with this product.

To avoid possible product malfunction, do not plug in the seat until instructed to do so.

Locate the receptacle at least 6" (152 mm) above the floor, and within a 32" (813 mm) radius measured 2" (51 mm) from the bowl ledge.