

Features

- THIS NEW K-TS396-4 TRIM REPLACES THE EXISTING K-T396-4 TRIM. THE NEW TRIM IS IDENTICAL AND INCLUDES TRIM ADAPTER KITS FOR BOTH RITE-TEMP K-304/K-2971 HIFLOW AND THE NEW K-8304 SERIES VALVE
- Pressure-balancing diaphragm technology maintains outlet temperature within +/-3°F during water pressure fluctuations
- Antiscald protection
- A single handle controls both on/off activation and temperature setting
- Includes faceplate with ADA-compliant metal lever handle
- Includes single-function 2.5 gpm (9.5 lpm) showerhead with Katalyst® air-induction technology
- MasterClean™ sprayface features an easy-to-clean surface that withstands mineral buildup and maximizes spray performance
- Includes shower arm and flange
- Coordinates with Devonshire faucets, accessories, and showering components to complete your bathroom

Material

- Premium material construction with metal handle ensures reliability and durability
- KOHLER finishes resist corrosion and tarnishing

Installation

- Trim only; requires valve to complete installation (sold separately)

Required Products/Accessories

K-8304 Series Rite-Temp® Valve & Cartridge Kits

or

K-8300 Series Rite-Temp® Valve Body Rough-ins

K-8305 Series Rite-Temp® Cartridges

or

K-8300 Series Rite-Temp® Valve Body Rough-ins (Qty 5)

K-28305 Thermostatic cartridge

or

K-28304-K Thermostatic valve body and cartridge kit

Adapters, Rough-in and Extension Kits

GP1030932	Range: 3-1/2" (89 mm) - 4-1/4" (108 mm)
88526	Range: 2-1/4" (57 mm) - 2-3/4" (70 mm)
10350	Range: 3-1/2" (89 mm) - 4-1/4" (108 mm)

Optional Products/Accessories

1-800-4KOHLER (1-800-456-4537)

Kohler Co. reserves the right to make revisions without notice to product specifications.

For the most current Specification Sheet, go to www.kohler.com USA or www.kohler.ca Canada

4-11-2025 22:08 - US/CA



Codes/Standards

ASME A112.18.1/CSA B125.1




DOE - Energy Policy Act 1992

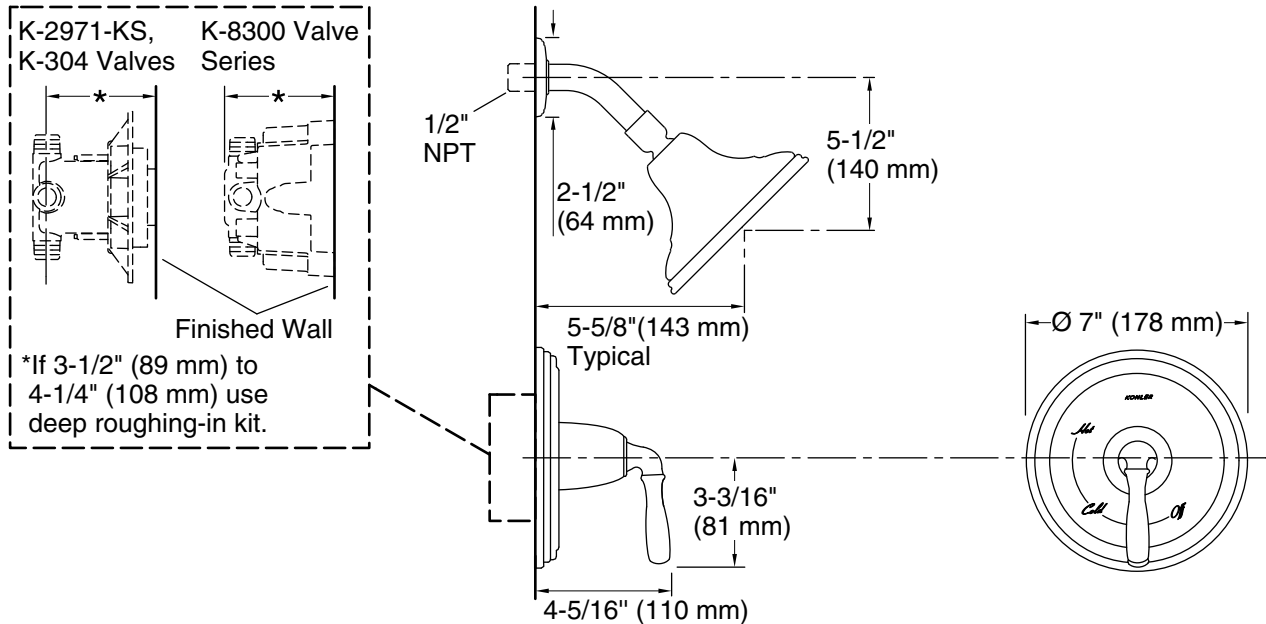
KOHLER® Faucet Lifetime Limited Warranty

See website for detailed warranty information.

Available Colors/Finishes

Color tiles intended for reference only.

Color	Code	Description
	CP	Polished Chrome
	BN	Vibrant® Brushed Nickel
	2BZ	Oil-Rubbed Bronze



Technical Information

All product dimensions are nominal.

Spout:

Shower/Rainhead rated max flow: 2.5 gal/min (9.5 l/min)

Notes

Install the product according to the installation guide.

NOTICE: Risk of product damage. Long screws for installing trim can damage the K-2971-KS valve. Consult the trim installation guide to verify if the thin wall installation kit (88526) is needed.